




Installation Instructions

Skid Plate for Subaru Outback (2001-04)

RTEK-109720



SUGGESTED TOOLS

- Ramps or jack stands
- Jack




SAFETY WARNINGS

- Always support the vehicle with jack stands before working underneath
- Use only the parts supplied by RalliTEK to install this kit
- Check ALL the fasteners for tightness before and after road testing the vehicle
- Do not use air impact wrench when re-installing bolts as stripped threads may result


REMOVAL OF ORIGINAL SPLASH PAN

- 1** Raise and safely support the vehicle on jack stands or on ramps.
- 2** Locate and remove the two 12mm bolts at the rear of the factory splash pan.




REMOVAL OF ORIGINAL SPLASH PAN

- 3 Locate and remove the two 10mm screws from the left and right side of the factory splash pan. These are located up inside the fender.



- 4 Locate and remove the three remaining 12mm bolts from the front of the factory splash pan.

- 5 The splash pan has retaining tabs around the three bolt holes from the last step and will require some downward force to remove the splash pan from the vehicle.



INSTALLATION


- 1 With the splash pan removed, begin installation of the new skid plate.

- 2 Hold the new skid plate into position on the vehicle lining up the three bolt holes in the front and the two bolt holes in the rear.

- 3 Install the three 13mm bolts with washers in the front and two 13mm bolts with washers in the rear finger tight.

- 4 You will notice the skid plate has slotted holes to provide for some adjustment. Move the skid plate as necessary to help line up all the bolt holes..

- 5 Finish by tightening the five 13mm bolts.



WARRANTY

One Year Limited Warranty

Rallitek warrants to the original purchaser that the parts manufactured and/or sold by Rallitek (the Product) is free from defects in material and workmanship under normal use. Rallitek warrants that the Product will perform substantially in accordance with the specifications set forth in the documentation provided with it. The above express warranties are made for a period of the lesser of 12,000 miles or 12 months from the date the Product is installed in your vehicle.

Any improper use, operation beyond capacity, substitution of parts not approved by **Rallitek** in writing, any alteration or repair by others, or any removal, defacing or altering of the identification shall void this warranty. There is no warranty on high-performance or race related parts due to the nature of usage.

The purchaser shall notify **Rallitek** at 888-773-1212 of any defect within the warranty period no later than thirty (30) days after purchaser discovers the defect. Should any failure to conform to this warranty appear within the warranty period, Rallitek shall, on notification, correct the nonconformity at its option, either by repairing any defective part, or by making available, FOB Rallitek's plant, a repaired or replacement part. The purchaser must insure any defective item being returned because Rallitek does not assume risk of loss or damage while in transit. No payment or reimbursement shall be made for installation, removal, transportation or other charges. The remedies set forth in this instrument are exclusive, and the liability of Rallitek with respect to any sale shall not exceed the price of the product on which the liability is based.

EXCEPT AS STATED OTHERWISE IN THIS WARRANTY, **Rallitek** MAKES NO WARRANTIES, EXPRESS OR IMPLIED, INCLUDING WITHOUT LIMITATION, ANY WARRANTY OF MERCHANTABILITY OR FITNESS FOR A PARTICULAR PURPOSE. Some states do not allow limitations on how long an implied warranty lasts, so the above limitation may not apply to you. Rallitek shall not in any case be liable for special, incidental, consequential, indirect, or other similar damages arising from any breach of these warranties even if Rallitek or its agent has been advised of the possibility of such damages. Some states do not allow the exclusion or limitation of incidental or consequential damages so the above limitation or exclusion may not apply to you.

This warranty is governed by the laws of the State of Oregon.

